

ACML CAPITAL MARKETS LIMITED

ACML TRADE Mobile App HELP

Download from Google Play Store: **ACML TRADE**

Login Page


Setting



ACML TRADE

Sign in to continue

USERNAME

DEL001

Trading Code

PASSWORD

Min 8 Char, Char &
Number

VERIFICATION

8562

4 Digit

SIGN IN

Change Password

Change Verification

Forgot Password?

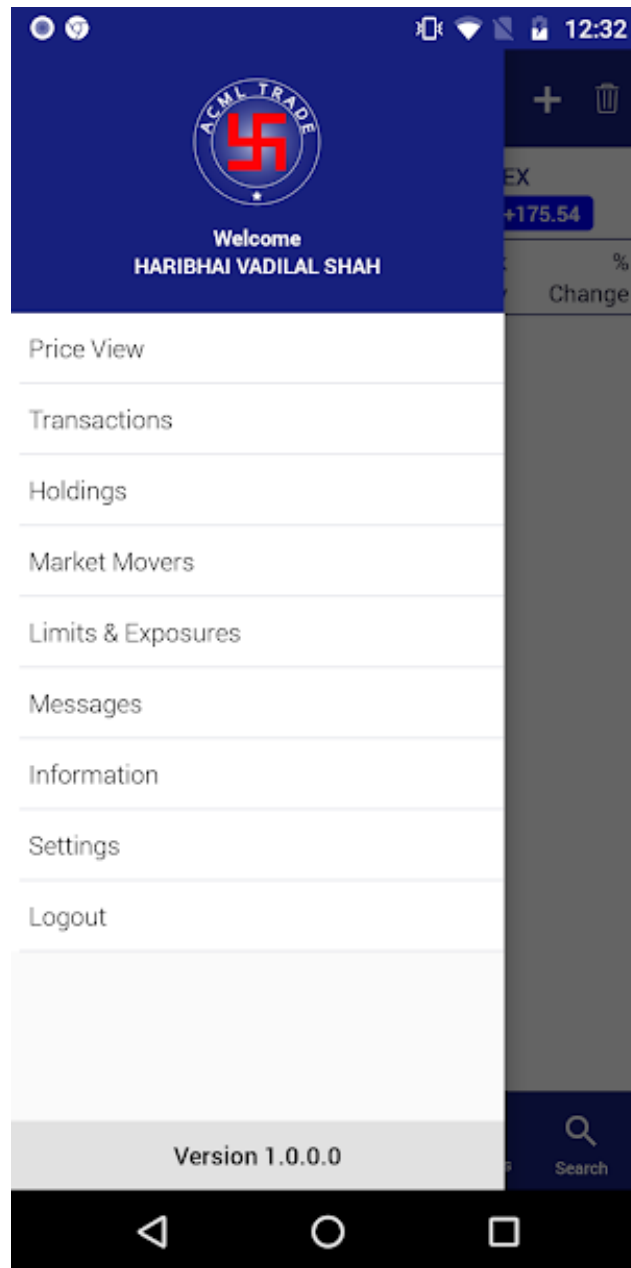
Forgot Verification?



- After activation from ACML, client will receive initial Password and Verification by Email ID – noreply@acml.in
- At the time of Login, App will ask for change Password and Verification, client has to change the same and login with this new Password and Verification.
- ACML TRADE App will ask every 14 days to change the password.
- If there is no activity for 30 minutes, App will automatically log off.

ACML CAPITAL MARKETS LIMITED


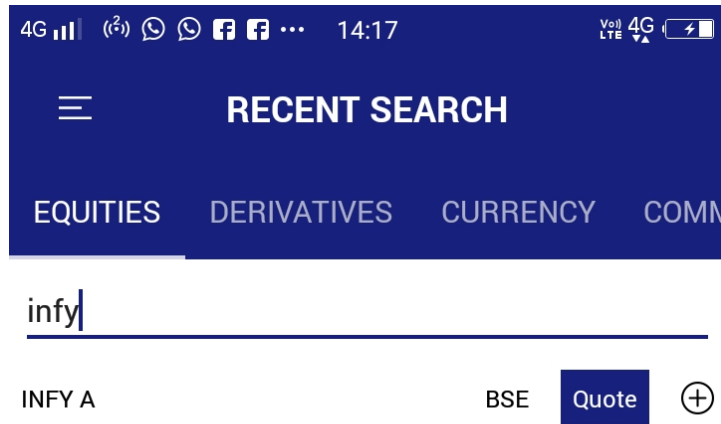
Menu Page



- Menu is having following options :
 - Price View – Market watch
 - Transactions – Order / Trade / Net Position
 - Holdings – Client’s stocks
 - Market Movers – Top Stocks movement
 - Limits & Exposures – Client’s Limit and exposure utilization
 - Messages – Messages from Exchange or ACML
 - Information – Client’s details
 - Settings – Market Settings
 - Logout : Logout from App

ACML CAPITAL MARKETS LIMITED

Search Page



- To add Scrip on Price View, Search menu is use. Type require Scrip name, it will display the list, choose by click on + button and choose Market Watch
- Multiple Price View also can be created

ACML CAPITAL MARKETS LIMITED

Price View Page

The screenshot displays the 'HOLDINGS' section of the ACML Capital Markets Limited application. At the top, the NIFTY index is at 12,144.90 (+55.75) and the SENSEX index is at 41,327.21 (+184.55). Below this is a table of stock holdings with columns for Symbol, Bid Qty, Ask Qty, and % Change. The table lists ten stocks: ARVIND EQ NSE, BANKBARODA EQ NSE, COALINDIA EQ NSE, INDOSTAR EQ NSE, ONGC EQ NSE, PARSVNATH BE NSE, RCOM BE NSE, RPOWER EQ NSE, and TATAPOWER EQ NSE. The current price for COALINDIA EQ NSE is highlighted in red as 179.70, and the current price for ONGC EQ NSE is highlighted in blue as 106.90.

Symbol	Bid Qty	Ask Qty	% Change
ARVIND EQ NSE	41.45 576	41.50 2324	-0.48% -0.20
BANKBARODA EQ NSE	90.25 12187	90.30 601	2.38% 2.10
COALINDIA EQ NSE	179.65 19	179.70 4570	0.22% 0.40
INDOSTAR EQ NSE	292.30 29	292.60 5	2.50% 7.15
ONGC EQ NSE	106.85 2595	106.90 5080	0.09% 0.10
PARSVNATH BE NSE	1.95 5327	2.00 1000	-2.50% -0.05
RCOM BE NSE	0.75 3048254	0.80 1275562	6.67% 0.05
RPOWER EQ NSE	1.65 11769073	0.00 0	3.13% 0.05
TATAPOWER EQ NSE	57.70 8389	57.75 871	0.96% 0.55

➤ Select Scrip which is require to BUY / SELL

ACML CAPITAL MARKETS LIMITED

Order Page

TATAPOWER EQ

57.75 ▲ 0.55(0.96%)

Qty: 0 MTM: 0.00

Qty	Bids	Asks	Qty
70	57.75	57.80	28695
8578	57.70	57.85	30076
31128	57.65	57.90	39091
32111	57.60	57.95	54868
45572	57.55	58.00	60226
1795064			1509437

DEPTH INFO

LTP	5	LTP	57.75
Volume	2109984	ATP	57.31
Open	57.05	Close	57.20
High	57.80	Low	56.85
LTT	12:34:57	LUT	12:34:36

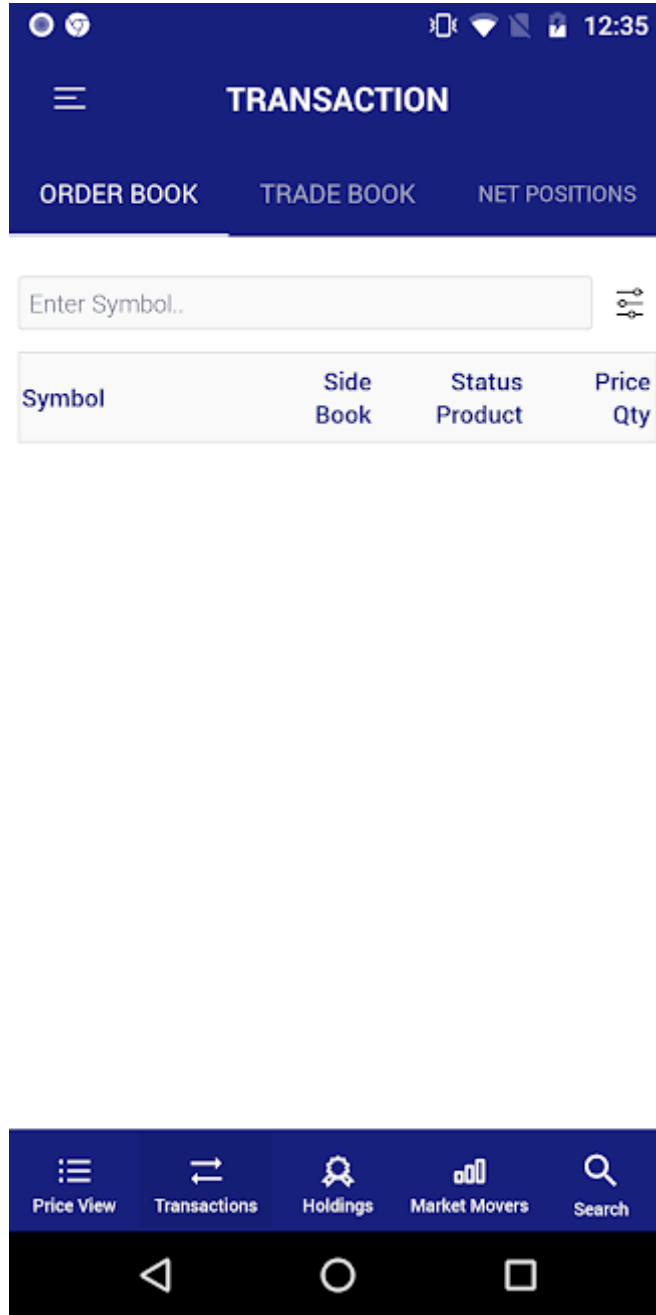
BUY **SELL**

Price View Transactions Holdings Market Movers Search

- Select BUY / SELL, enter Quantity, Price and CNC (To sell existing holding) / Normal (To Buy / Sell scrip) / INTRADAY

ACML CAPITAL MARKETS LIMITED

Transaction Page



- Pending orders are available on Order Book
- Executed trades are available on Trade Book
- Position is available on Net Position

Limits & Exposures Page

ACML CAPITAL MARKETS LIMITED

4G (3) 14:12 VoLTE 4G

Limits & Exposures

NseEq BseEq

Deposit 12432

Particulars	Set Limit Utilized Exposures	Available Limit Utilized %
Gross Exposures		
Margin	12432	12432 0%
MTM Loss	12432	12432 0%
LOV		
Buy Expo		
Sell Expo		
Turnover		
CNC Buy	1	

Price View Transactions Holdings Market Movers Search

➤ Available Margin / Limit, utilized margin, MTM, Exposure is available.